

Vacaville Christian High School E-Bulletin

Vacaville
Proud Home of the Falcons!


08-19-11

“... I urge you to live a life worthy of the calling you have received. Be completely humble and gentle; be patient, bearing with one another in love. Make every effort to keep the unity of the Spirit through the bond of peace. There is one body and one Spirit, just as you were called to one hope when you were called; one Lord, one faith, one baptism; one God and Father of all, who is over all and through all and in all.” - Ephesians 4:1-6

Welcome Back to School!

It was great to see you at our grade level orientations and New Family orientation this week! We want to especially thank our new Student Council for their assistance and involvement in blessing the students!

1st period begins at 7:45 am.



Very Important - Very Important

Your 2011-2012 Handbook will be online only this year. We are trying to conserve resources and be good stewards of what God has given to us. The handbook will be able to be downloaded onto the student iPads and can be retrieved from any Internet accessible computer.

To access our new handbook, go to www.go-vcs.com and go to “Parent Links” on the far left side, and then to “Handbooks and Forms,” or on the Moodle site under “VCHS Info Center.”

First HS Social Activity Friday, August 26th

Sponsored by the HS Student Council

Free to all VCHS Students and Staff

5:00 pm Games and Fun, Hot Dog BBQ Meal

We encourage our students to stay afterwards and attend the first football game of this school year and cheer on the Falcons as they play a Canadian team in the Goodwill games. The game begins at 7:00 pm on our very own Falcon Field!

Basic High School Supply List

High School students will receive an electronic copy of their syllabus for each of their classes. It will be downloaded from each teacher's Moodle, onto the students' iPads.

Each teacher will let the students know if they will need any school supplies that are above and beyond this core list of common items. There may be additions, as necessary for certain classes:

MUST HAVE LIST

- **iPad in protective case**
 - Will be loading onto the iPad a Bible, Graphing calculator, Dictionary, World Atlas, Whiteboard, and many other items.
 - A list will be forthcoming from our IT Department (likely middle of next week) indicating how you can go ahead and give your son/daughter a head start by downloading the apps that are free onto their iPad before school begins. After school begins, additional apps will be downloaded during class time as needed, that pertain to their subject.
- 3-ring binder with lined notebook paper

- Black or blue pens
- Pencils or mechanical pencils with lead and erasers
- 9th graders: PE Uniforms and PE shoes / deodorant / combination lock (The PE uniforms are purchased through the PE teacher.)
- Items to turn into your Homeroom (period 3) teacher:
 - 2 large boxes of facial tissue / Kleenex
 - 1 large container of Clorox wipes or other similar anti-bacterial wipes.

As you are preparing for school, we **recommend** that you obtain the following basic items:

- 5 – 7 spiral notebooks – If you are taking a math class, one spiral notebook needs to be a graph paper notebook (either 4 or 5 squares to the inch).
- Green ink pens for English editing
- 4 colors of highlighters
- 2 whiteboard markers (like Expo) – dark colors – and a clean, old sock to put them in and use as an eraser (if you are in Algebra 1, Geometry, or Algebra II)
- Some upper level math classes require special types of calculators, especially for AP testing.

Your son/daughter will need sturdy book covers for their books (our books tend to be the X-large ones mostly). Paper bag covers are great, as are cloth covers that cover the entire book including all parts of the cover and binding. Sticky book covers are not permitted.

Please Load These APPS

In order to simplify the process of downloading apps for the iPads, instead of downloading just the free apps from home and downloading the apps with a fee from school and then the school billing you for those

apps, we have decided to give you the list of all the apps and request that you download them from home. As we promised before, the total of the apps will not exceed the \$50 limit. Please go ahead and load these apps for your son/daughter. You will not receive any bills for apps since you will be loading them yourself.

If you can not download all of these apps before school starts, please do not worry. It would be helpful if they could all be downloaded by a week from Monday, August 29th.

Name of the App	Description	Notes	Cost
You Version Bible	Bible	Under Search, type Bible. Select Life Church TV, release date July 11, 2008 You will load the You Version Bible.	Free
Merriam Webster	Dictionary		Free
Whiteboard Lite or Whiteboard	Whiteboard		Free
Historical Documents	US History Original docs (Liberty Bell picture)	Copyright 2008-2011 Standard Works LLC StandardWorks.com	Free
Pdfnotes	Annotate instead of notebooks		Free
Evernote	Helps with footnotes		Free
EasyBib	Helps create work cited items		Free
SAT Vocab	SAT vocab practice		Free
Videolicious	Video creator		Free
Dropbox	Submit assignments electronically		Free
McGraw K-12 eFlashcards	Math /Science flashcards	It will show as an iPhone app, but it is also an iPad app.	Free
For Science courses and math courses (whichever level they are in through Algebra II)			
Prezviewer	Logic links presentations		Free
iBooks			Free
Jot! Free	Whiteboard w/ graph		Free

Keynote	paper too For SAIL and Assignment book and Video applications	Similar to PowerPoint, but more powerful, but essential for their assignment book.	\$ 9.99
Graph Calc HD	Graphing Calculator		\$ 1.99
World Atlas HD	World Atlas	By National Geographic	\$ 1.99
Penultimate			\$ 1.99
Microsoft Quick Office	To use Microsoft Office products/ files		\$ 19.99
Total			\$ 35.95

If you are in Radio Broadcasting:

Wavepad (free)

Tunein (free)

If you are in 9th Grade PE:

Calorie Tracker Lite from LIVESTRONG.com

Achieve Your Diet and Fitness Goals by Demand Media, Inc. (free)

All Spanish classes:

Application	Cost
Spanish/English Dictionary Word.reference.com	Free
El pais.com This is a Spanish newspaper w/ audio and video and provides a real world connection.	Free

All French classes:

Application	Cost
English/French Dictionary app by Editions Larousse (Category: Reference)	\$5.99

For the Chapel Leadership Class:

Application	Cost
Garage Band	\$4.99
Onsong (displays charts).	\$4.99

names in the second column.

Student textbooks for the following classes will be electronically loaded onto the students' iPads via the teachers' moodle page during class.

- Physics
- Algebra 1
- Geometry
- Algebra II
-

You Could Make an Eternal Difference, an Excellent Investment, in the life of a High Schooler

We have eight (8) High School students who are in need of sponsorship for HS Retreat. The total cost of retreat is \$312/ student. If you are able to sponsor all or a part of a student's retreat expenses, it would be highly appreciated! If you would be interested in sponsoring, or helping to sponsor a VCHS student for retreat, or if you would be in need of some financial assistance to help cover the cost of retreat, please email Mrs. Fogh at JFogh@go-vcs.com or bring a check by the HS office. We were very blessed last year to have a number of our families sponsor students in need for retreat. What a blessing to see the family of God come together and help each other!

Calling VCHS Parents who are RNs or MDs

We are looking for a Camp Nurse or a Camp Doctor for Retreat who would be responsible for administering medications, bandaging any knees or elbows, and helping in the event of an emergency. If you are interested in serving in this capacity, and are a doctor or nurse, please email Mrs. Fogh at JFogh@go-vcs.com.

Able to offer a ride to a high school student from Dixon?

Mrs. Heidi Johnson, mother of a high school daughter, is in need of assistance with

morning rides to school from Dixon. Their family is able to bring their daughter to the person's home in the morning or meet them somewhere. Please call Mrs. Johnson at (916) 769-0726 if you would like more information or are able to help. Thank you!

We want to ensure you can connect to the VCHS WiFi System

We need from our families the WiFi Address or MAC Address of their son/daughter's iPad. This will enable us to grant permissions for the student to connect to our school's WiFi system from their iPad. Apple refers to the MAC address as WIFI while all other vendors refer to it as the MAC address (has nothing to do with Macintosh, perhaps why Apple prefers not to use the acronym MAC).

The WIFI/MAC address can be found on your iPad by going to the SETTINGS app, clicking on the GENERAL (left pane) and click on INFO (1st item, right pane). The WIFI Address is towards the bottom of that screen.

After you have located this information, please email your students' name (first and last) and the WIFI address or MAC address to Mrs. Salamone at DSalamone@go-vcs.com.

VERY IMPORTANT: Please make sure that you include the colons between the numbers and if there are any letters in the address, that they are lower case.

Please make sure you email this information as soon as possible.

For only \$10 you can get an Ultimate Exterior Car Wash located at 7-Flags, Vacaville, Fairfield, or Vallejo. Tickets will be sold here in the HS Office.

This is to help support your Vacaville Christian Falcons Varsity Football team.

Vacaville Christian High School

High School Office Staff

Name	Title	Ext.	Email
Mrs. Janet Fogh	Principal	3100	jfogh@go-vcs.com
Mr. Joseph Rowland	Dean of Students/ College Counselor	3070	jrowland@go-vcs.com
Mrs. Danielle Salamone	Office Manager/ Athletic Secretary	3025	dsalamone@go-vcs.com
Mrs. Pam Aberson	Administrative Assistant	3054	Pam.aberson@go-vcs.com

High School Faculty

Name	Room	Ext.	Email
Mrs. Jenny Barr	209	3079	jbarr@go-vcs.com
Mr. Rusty Gaudard	208	3076	rgaudard@go-vcs.com
Mrs. Terra Golden	203	3045	Terra.golden@go-vcs.com
Mr. Paul Harrell	210	3210	pharrell@go-vcs.com
Mr. Stephen Jacobs	207	3040	sjacobs@go-vcs.com
Mrs. Angelia Manuel	108	3047	amanuel@go-vcs.com
Mr. Ralph Martin	Band Room	4037	rmartin@go-vcs.com
Mrs. Jeri McFadden	102	3044	jmcfadden@go-vcs.com
Mr. Scott Oshima	106	3057	Scott.oshima@go-vcs.com
Mrs. Erin Petersen	211	3051	Erin.petersen@go-vcs.com
Mr. Wayne Powell	215	3078	wayne.powell@go-vcs.com
Miss Leah Salamone	216	3031/3053	lsalamone@go-vcs.com
Miss Sara Sharpton	103	3074	Sara.sharpton@go-vcs.com
Mrs. Trini Stitt	204	3048	Trini.stitt@go-vcs.com
Miss Megan Russ	206	3075	Megan.russ@go-vcs.com
Mr. David Tatum	104	3031	David.tatum@go-vcs.com
Mr. Andrew Wilson	213	3049	Andrew.wilson@go-vcs.com
Mrs. Jen Zarbo	205	3018	Jen.zarbo@go-vcs.com

Do you have a spare Vacuum cleaner?



The High School would appreciate having several vacuum cleaners that could be used for vacuuming classrooms and the office. If you have one you would like to donate, please contact Mrs. Salamone at DSalamone@go-vcs.com.



Dear Parents and Students,

Congratulations on your new iPad's! This document is designed to help you get started. The following are the steps needed to get your iPad fully operational out of the box.

1. On your home computer, download and install iTunes from Apple's website.
 - a. Go to www.itunes.com (this will redirect you to the apple website and take you to the iTunes section of the website).
 - b. Download and install iTunes onto your computer.
2. Once the installation is complete then plug in the USB cable that came with your iPad into your iPad and the other end into the USB port on your computer.
3. Once you plug it in, iTunes should automatically launch.
4. iTunes will then take you through the registration process.
5. During that process iTunes will ask you for a credit card to place on file. I would suggest using the checkbox-option of NONE. This will insure no unnecessary purchases are made with your iTunes account. If in the future you would like to make app purchases on your own you can add a credit card, make the purchase, and then remove the credit card again when finished.
6. Once your registration is complete your iPad is ready to use.
7. The next step would be to get your iPad connected wirelessly to your wireless router at home, if you have one.
 - a. Turn the device on and unlock it.
 - b. Tap on the Settings icon
 - c. Then tap wireless on the left hand side
 - d. Choose the wireless network you want to connect to.
 - e. If your wireless is secure it will then ask you for your security key
 - f. Once you have entered the security key, you are connected to the wireless network.
8. You can now browse the internet, download apps and use your device to its fullest potential.
9. When coming to school we will help your student get connected to the wireless system at VCS.

iPad Training Available

If you would like some training on how to use the iPad you can go to www.atomiclearning.com and use the login **vchsparent** as the username and **vacaville** as the password. Once you are logged into the site you can scroll down the page to the browse available tutorials and click the drop down arrow for applications and choose iPad. Please enjoy browsing through and utilizing the thousands of video trainings in this library. In the future we will provide you with a custom login for each parent and student.

Rewards Program!

VCS is offering a **25% DISCOUNT** off of one child's 2011-2012 TUITION for the **WHOLE SCHOOL YEAR**, for every **NEW** enrolled family **YOU** refer to VCS for the 2011-2012 school year!

Refer a friend and they also receive a 25% DISCOUNT on one child's tuition for the 2011-2012 school year!

****Some restrictions apply****

Offer expires 9-15-2011

Go to www.go-vcs.com and click on Rewards

Or call Marci McElhaney at ext. 1011

High School Retreat is Coming Soon!


Theme for Retreat: Altered: Changed to Change the World

Who: All High School students and the HS staff are required to attend.

What: An amazing time of spiritual growth, fellowship, fun activities, opportunities to challenge yourself on courses. You can check out some of the fun activities that our group will be choosing from at: <http://www.allianceredwoods.com/activities.shtml> Last year each of our students had opportunity to do 2 of the challenge

activities. We did most of those listed under swings, climbing, ropes, and zip lines.

When: Tuesday, September 13th - Friday, September 16th. Four days of fun, adventure, class spirit building, and spiritual renewal.



Where: Alliance Redwoods Christian Conference Grounds in Occidental, CA. Check them out on the web at: <http://www.allianceredwoods.com/>

Why: We want to start the school year off right! This is an integral part of our Bible curriculum and the theme for retreat continues into the rest of the school year. This is a time for our young adults to make new friends and renew old friendships. It is a time for them to have opportunity to make or renews spiritual commitments or decisions and be challenged to grow in their relationship with God. It's a time to build class and school spirit and learn more about yourself as you take some of the great challenges. It's a time to meet with God, away from the hustle of the regular world. It's a time of FUN!

How: Students travel up and back to camp on busses (most are tour busses). Housing in cabins and meals in a very nice Dining Hall are included. Two challenge courses per student are included as are other activities and a Retreat T-shirt.

Chapel: We will have Chapel 6 times in the 4 days we are there with plenty of time for Praise and Worship (lead by our very own Chapel Leadership Team), and messages by a guest pastor. Last year, there were several first time decisions for Christ and many, many commitments made to walk strong with the Lord throughout the school year. It was truly a blessed Spiritual Retreat! We are already praying for the Lord to do the same this year! Please join us in prayer!

Cost: The cost for retreat is \$312. 1/3 will be billed in August, 1/3 will be billed in September, and 1/3 will be billed in October, on the family statements.

FUN!

Start Smart - Safe VCHS Drivers

The California Highway Patrol is offering a FREE program called Start Smart to help young drivers be safer drivers. Graduates of the program are given a certificate that can be presented to their insurance company for a 10% reduction of insurance cost. Most importantly, we hope they will be safer drivers! This is a wonderful opportunity that the CA Highway Patrol is sponsoring.

VCHS is partnering with the California Highway Patrol in a desire to help protect our students' safety and the safety of others on our campus, and requiring that completion of the Start Smart Program (or enrollment and completion of the course prior to the end of September) or a similar post-driver's education program class such as the one offered by State Farm, be a component of what is necessary in order to obtain a Student Parking Permit at VCS. **Students need to attend only one, two-hour session to meet the requirement.**

To make it convenient and easy to complete this requirement, this free program is being offered 8 times, free of charge, to all VCHS families. **Parents are required to attend with their young adult. This is a requirement of the program.** **All sessions are from 6:00 – 8:00 pm.**

4 more Dates Available to VCHS Students desiring a Parking Permit for 2011-2012:

Wednesday, August 24th VCHS Computer Lab

Tuesday, August 30th Vacaville Library at 1 Town Square Place (Downtown)

Tuesday, September 6th VCHS Computer Lab

Tuesday, September 27th Highway Patrol Office at 3050 Travis Blvd., Fairfield

Important Notes:

Students who do not complete the Start Smart (or similar post-drivers' ed program such as the one offered by State Farm) by the end of September 2011, will have their VCHS Parking Permits revoked.

Vacaville Christian High School Dress Code

2011 - 2012

Vacaville Christian Schools bases its dress code upon two criteria: Biblical standards of modesty (I Timothy 2:9, Romans 12:1) and the desire for a neat, clean and attractive appearance. Students should not dress in such a way that would detract from the educational process or mission of VCS. This would include logos, pictures, or verbage that could be considered negative or contrary to a Biblical guideline. (This includes skulls, secular rock band logos, and gang colors. VCS does not allow students to wear professional sports team logos because they are often affiliated with gang designations.)

Parental review and support before a student leaves for school are important aspects of meeting dress code standards.

VCHS students will honor God, honor others, and honor themselves by coming to school:

Ready to learn

Prepared to lead

Projecting a positive image that stands out as distinctly different from the secular world

Clean, neat and groomed

Modestly and tastefully dressed

Examples of appropriate dress/appearance:

SHIRTS

Must have sleeves (cup sleeve is ok for ladies) and be completely modest. No “off the shoulder” tops are allowed.

Button down shirt/blouse (buttoned high enough so that **no** cleavage is showing) is acceptable. Boys may leave 1-2 buttons open at the top of their shirt.

Polo Shirt (minimum of 2 buttons to be buttoned or as many as is deemed necessary to insure modesty).

VCHS approved school distributed t-shirt (For example: class shirts, choir, retreat, sports team, yearbook, etc..) are allowed

College and military t-shirts and sweatshirts are allowed. They must be of heavy weight cotton, completely modest, and have the name of the university or military branch clearly identified on the clothing article. These t-shirts and sweatshirts may not contain any graphic or violent images.

Turtleneck sweaters and modest knit tops are acceptable.

Students may wear crew neck or modest v-neck cotton or knit shirt (of heavy weight fabric and with sleeves) and long as it is modest and in good repair (no frayed edges/seams or rips or tears in the material). The shirt may not contain any writing/pictures that would be considered contrary to a Christian image. Christian t-shirts are acceptable and encouraged. No graphic/violent images are allowed.

Important Notes:

- All shirts must be long enough to fully cover the torso. If arms are extended or raised, or one is bending over or sitting down, no skin should show at the waistline.
- Collared button down shirts/blouses worn with an undershirt/cami must be buttoned to a level where no cleavage shows.
- T-shirts worn underneath dress code shirts must not exceed length of dress code shirt with the one exception of a girl's camisole.
- T-shirts or non-dress code shirts may not be worn over collared shirts, excluding sweaters.
- Visible cleavage is not permitted.
- Students must wear a dress code shirt under any sweater, sweat shirt, jacket, or other garment worn that covers the top part of the body.
- Shirts/ tops must fit appropriately, not baggy or tight.

PANTS

Full-length, well-fitted jeans pants are acceptable.

Any pair of pants that is worn out, patched or with fraying, rips, tears or holes is not allowed.

Sweatpants, and/or pajama bottoms are not acceptable.

Large lettering on pants (including patches) is not allowed.

Shorts with the hemline no shorter than 3 inches above the knee are acceptable.

Jogging shorts, sweat shorts, athletic clothing, spandex, and basketball shorts are not allowed.

Girls may wear Capri pants that are free from fraying, patches, rips, tears or writing.

All pants must fit the student, neither being too tight nor too baggy. Modesty is the goal. Boys must wear pants that fit them at the waist, being secured to the waist to prevent underwear from being exposed. (no baggy or sagging pants allowed)

No warm ups, sweat suits or athletic type warm-ups are allowed for boys or girls. HS athletic teams may wear their team uniforms (or team warm-ups) on game days at the discretion of head coach and approval in advance from the Director of Athletics and the HS Principal.

SKIRTS/DRESSES

Modest length skirts and dresses only (hemline to be a maximum of 3 inches above the knee – measure from a kneeling position).

Skirts must be worn with a dress code approved shirt (collared, polo or school t-shirt, knit top)

Dresses must be completely modest at neckline. (no cleavage) Dresses may not have tank-top or spaghetti strap tops unless there is a shirt under them w/ sleeves and it is completely modest.

Slits in dresses and skirts must abide by the 3 inch hemline rule.

ADDITIONAL DRESS CODE GUIDELINES

Students may wear sweatshirts with the exception of those bearing pro-team insignias, and those bearing verbage/logos/designs contrary to a Christian image. A dress code appropriate shirt must be worn underneath.

Students may not wear clothing from a different school (other than college clothing).

Clothing displaying skulls, secular rock band logos, and gang colors are expressly prohibited.

Hoods that are zipped, tied, buttoned, or closed to cover the face are not allowed.

Fingernail polish may be worn by girls only. Wearing black polish is not allowed.

For girls: Make-up (if desired) should be applied conservatively and tastefully to create a natural appearance. Girls wearing excessive make-up will be asked to remove it.

HAIRSTYLES

Moderate and reasonable hairstyle, clean and groomed neatly.

Neither unnatural hair coloring (red, blue, green, pink, purple, etc...), extreme cuts, spiking, Mohawks, nor shaved in designs are allowed for boys or girls.

Hair coloring should be consistent throughout, not contrary to a natural color distribution. Subtle changes in under-layer colors are allowed.

Boys may have facial hair that is short and kept neatly trimmed.

Boys' hair will be cut above the collar and may not fall below the bottom of the ear or below the eyebrows as it is naturally worn.

Girls' hair will not cover the eyes.

Feathers worn in the hair are not allowed.

A student who is out of dress code with regard to hairstyle or length will be required to correct the situation within 48 hours and will receive a consequence for not being in dress code. Since hair does not grow substantially overnight, keeping a watchful eye on hair length and getting regular haircuts (as necessary) would be advisable. If you are considering coloring your hair, it is highly recommended that you speak to HS Administration ahead of time to ensure your plans are clearly within dress code standards.

ACCESSORIES

Girls may wear earrings. Boys may not wear earrings.

Other visible body piercing, such as nose rings, tongue piercings, gauges, and eyebrow rings are not allowed, nor may a band-aid or clear spacer conceal them.

Hats (baseball caps and beanies) are acceptable as long as they do not contain wording or images that are contrary to a Christian image. Hats must be worn brim forward and may never be worn inside school buildings. If they are worn inside a building they will be confiscated and taken to the office to be picked up by a parent.

Bandanas, do-rags, hairnets, or shower caps are not allowed for either boys or girls.

Chains are not acceptable.

Jewelry or accessories with protruding objects that could cause potential harm to another student may not be worn. (i.e., spiked bracelets/dog collar necklaces/safety pins on clothes).

Visible tattoos are not allowed for gentlemen or ladies.

Fingerless gloves are not allowed for gentlemen or ladies.

FOOTWEAR

Shoes must be worn at all times.

Combat or steel-toed boots are not allowed.

Slippers and shower shoes are not allowed.


Flip flops and sandals are permitted for HS students.

The dress code expectations apply on school property and any time the student is on or off campus for school for any school-sponsored activity. PARENTS ARE RESPONSIBLE TO SEE THAT THEIR SON/DAUGHTER IS DRESSED PROPERLY WHEN THEY LEAVE FOR SCHOOL.

If a student's shirt is out of dress code, a complying shirt will be issued by VCS and the student's tuition account will be billed for the cost of the shirt (generally around \$17). If a student's pants/ skirt/ shorts are out of dress code, we may issue khaki pants (\$20), VCS PE shorts (\$15) or sweatpants (\$20) for them to wear the balance of the day and the student's tuition account will be billed, or the student may be required to call for a change of clothing. In addition, the student will receive a consequence for being out of dress code. Repeated offenses will be given increased consequences by the HS Administration.

Required PE Clothing

A VCHS physical education uniform will be required of all boys and girls enrolled in the PE program in 9th grade. All PE uniform clothing should be marked with first and last name. PE uniform clothing should be taken home every Friday to be washed and returned the following Monday. Failure to dress out in appropriate PE uniform will result in the reduction of a student's PE grade.



Important High School dates to mark on your calendar:

August 22nd: First day of School. Classes start at 7:45 am.

August 26th: 5:00 pm - HS Back to School Social Event w/ Game and BBQ.

At 7:00 pm, there is a football game vs. a Canadian team (Goodwill Games)

August 30th: 6:30 pm – HS Back to School Night for Parents and Students at the HS

September 2nd: 7:00 pm - HS Football Home Game vs. Sierra Ridge Academy

September 5th: Labor Day – No School

September 12th: Advance Group leaves for HS Retreat

September 13 – 16th HS Retreat at Alliance Redwoods – All HS students are required to attend

September 19th: Last day of grades for 1st quarter Progress Report

September 20th: 6:30 pm – Seniors' College Information Night (HS Computer Lab)

September 27th: 6:30 pm - PTF Meeting – HS Student Lounge

October 1st: CSU College Application Portal Opens

October 3rd: Kick off of the Otis Spunkmeyer Cookie Fundraiser – forms to be sent home

October 4th: 6:30 pm – Juniors' College Information Night (HS Computer Lab)

October 12th: 9th – 11th graders take the PSAT / 12th graders take the ASVAB

October 14th: End of the 1st quarter

Homecoming Parade w/ Floats, Pep Rally, Homecoming Game, & Dance

October 15th: 6:00 pm – Alumni Soccer Game on Falcon Field

October 17th: Otis Spunkmeyer Order forms due

October 18th: HS Grandparents' Day

National Honor Society and Mu Alpha Theta Inductions in the evening /MPR

October 21st: Country Faire

October 25th: 6:30 pm – Sophomores' College Information Night (HS Computer Lab)

October 31 – Nov. 4th: VCS Missions Week (Canned food / Mission Solano / SFCA / Alpha

November 1st: UC College Application Portal Opens

November 3 – 4: HS Parent Teacher Conferences (minimum days of school)

November 8th: 6:30 pm – Freshmen College Information Night (HS Computer Lab)

November 16th: Last day of grades for 2nd quarter Progress Report

November 21 – 25: Thanksgiving Vacation – No School

Nov. 28 – Dec. 2nd: HS Deck the Halls Contest and Celebration

November 29th: HS to host the 8th graders for a Day in the Life of a HS Student Merriment on Main Street

November 30th: CSU and UC College Application Portal closes

December 1st: 6:30 pm - Parent Information Night for the 8th grade families (HS Comp. lab)

December 2nd: 7:00 pm - HS Christmas Social and Talent Show

December 8th: HS Choir Christmas Concert

December 9th – 10th: VCS Band Christmas Tour

December 13 – 16th: HS Finals (No pre-approved absences allowed.)

December 16th: Minimum Day for Christmas break / Semester 1 ends

Dec. 19 – Jan. 2nd: Christmas Vacation

January 3rd: School resumes / First day of the Second Semester

January 10th: 7:55 am – HS 1st Semester Academic Awards Chapel in the gym